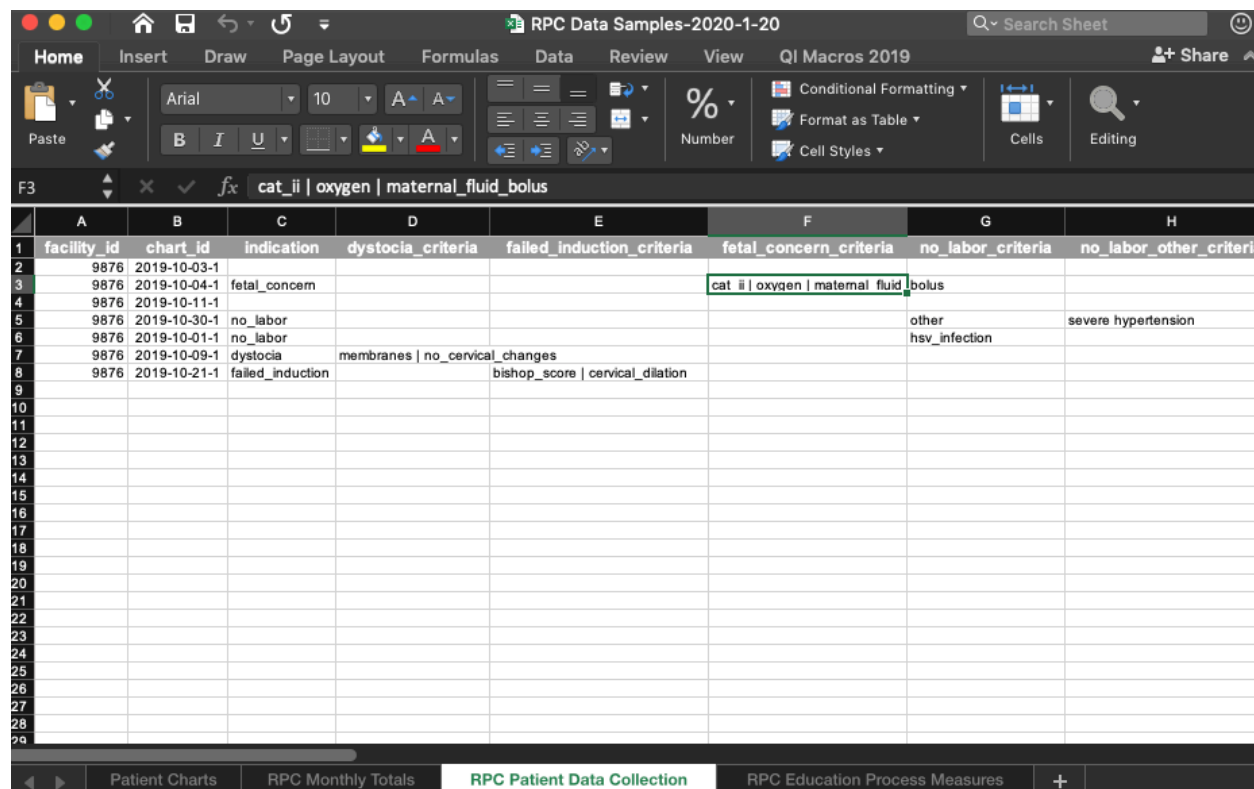


Delphi Bulk Data Submission

Beginning in January 2020, DELPHI will begin accepting submissions of data via bulk CSV format submission in order to reduce manual data entry burden. Manual form entry will continue to be allowed in parallel.

Bulk Data Entry process consists of two parts – preparing your data for submission and submitting your data through Delphi. Part 1 of this document describes the correct formatting for your file. Part 2 describes the step by step process of submitting your data.

There is a separate sample spreadsheet available on pqnc.org that illustrates correct formatting for your reference.



	A	B	C	D	E	F	G	H
1	facility_id	chart_id	indication	dystocia_criteria	failed_induction_criteria	fetal_concern_criteria	no_labor_criteria	no_labor_other_criteria
2	9876	2019-10-03-1						
3	9876	2019-10-04-1	fetal_concern			cat ii oxygen maternal fluid bolus		
4	9876	2019-10-11-1						
5	9876	2019-10-30-1	no_labor				other	severe hypertension
6	9876	2019-10-01-1	no_labor				hsv_infection	
7	9876	2019-10-09-1	dystocia	membranes no_cervical_changes				
8	9876	2019-10-21-1	failed_induction		bishop_score cervical_dilation			
9								
10								
11								
12								
13								
14								
15								
16								
17								
18								
19								
20								
21								
22								
23								
24								
25								
26								
27								
28								
29								

NOTE: Some samples for may be packaged into a single workbook for your convenience in downloading and viewing. The samples for cLOUDi are single CSV sheets. Delphi Bulk Data Entry only supports single CSV sheets and not workbooks



DELPHI Bulk Data Submission File Preparation

Starting in January 2020, DELPHI will begin accepting submissions of data via bulk CSV format submission in order to reduce manual data entry burden.

This section describes the anticipated files, along with the column and value specifications for each file.

Patient Charts

The Patient Charts CSV will hold patient chart data for all the patients involved with a given initiative. If a Facility is enrolled in multiple initiatives, patients for all initiatives should be included in a single Patient Charts CSV file.

Columns

facility_id - required, string

The facility ID as entered in DELPHI

Example: 12345

chart_id - required, string, max 200 characters

An identifier for the patient. This identifier **must not** be a patient's medical record number. A chart_id **must** for a patient must be unique for each patient submitted by a facility. The format of a chart_id is up to the facility to determine, as long as the identifiers are unique and internally consistent. Example below is one proposed ID format, but each facility can determine the identifier strategy best for them and their systems.

Example: 2019-01-27-1

date_of_birth - string, ISO 8601 format

date_admitted - required, string, ISO 8601 format

date_discharged - string, ISO 8601 format

An ISO 8601-formatted date string. Currently, DELPHI only tracks birth, admission and discharge dates by day, so the hour, minute and second fields may be omitted.

Example: 2019-08-23

Initiatives - required, string

A pipe-separated list of initiative codes.

Example: rpcs|cloudi_mom

Key	Value
rpcs	Reduction in Primary Cesarean Section

cloudi_mom	cLOUDi Mom
cloudi_infant	cLOUDi Infant

RPC Patient Data Collection

This submission is specific to the RPC initiative. The data in this submission should be taken during patient admission. Note that the charts for each patient in this list must already be imported into Delphi before the RPC-specific information is submitted.

Columns

facility_id - required, string

The facility ID as entered in DELPHI

Example: 12345

chart_id - required, string, max 200 characters

An identifier for the patient. This identifier **must not** be a patient's medical record number. A **chart_id** **must** for a patient must be unique for each patient submitted by a facility. The format of a **chart_id** is up to the facility to determine, as long as the identifiers are unique and internally consistent. Example below is one proposed ID format, but each facility can determine the identifier strategy best for them and their systems.

Example: 2019-01-27-1

delivery_mode - required, string, enumerated.

Key	Value
vaginal	Vaginal Delivery
primary_cs	Primary CS

The type of delivery that was performed..

apgar_5_min - required, integer, range 0-10

The infant's 5-minute Apgar score.

scn_nicu_admission - required, boolean integer, 0 for False or 1 for True

Was the infant admitted to the SCN/NICU?

scn_nicu_reason - required if **scn_nicu_admission** is 1, string, enumerated

Key	Value
respiratory_distress	Respiratory Distress
infection	Infection

hypoglycemia	Hypoglycemia
nas	NAS
congenital_anomaly	Suspected/confirmed congenital anomaly
other	Other

Primary reason for SCN/NICU admission

scn_nicu_reason_other - required if scn_nicu_reason is Other, string, 256 characters max.

If 'Other' is selected as the SCN/NICU admission reason, please describe the reason.

ethnicity - required, string, enumerated

Allowed values: white, asian, black, hispanic, hawaiian_pacific, native, multiracial, refused

The patient's ethnicity.

payor - required, string, enumerated

Allowed values: medicaid, bcbs_state, uninsured, other

The payor for this patient.

RPC Bundle Compliance / Chart Audit Measures

This submission is specific to the RPC initiative. Note that the charts for each patient in this list must already be imported into Delphi before the RPC-specific information is submitted.

Columns

facility_id - required, string

The facility ID as entered in DELPHI

Example: 12345

chart_id - required, string, max 200 characters

An identifier for the patient. This identifier **must not** be a patient's medical record number. A **chart_id must** for a patient must be unique for each patient submitted by a facility. The format of a **chart_id** is up to the facility to determine, as long as the identifiers are unique and internally consistent. Example below is one proposed ID format, but each facility can determine the identifier strategy best for them and their systems.

Example: 2019-01-27-1

date_admitted - string, ISO 8601 format

An ISO 8601-formatted date string.

Example: 2019-08-23

indication - required if delivery mode is primary_cs, string, enumerated

Key	Value
dystocia	Labor dystocia or Failure to Progress
failed_induction	Failed Induction (including cervical ripening)
fetal_concern	Fetal Concern
no_labor	No Labor

The indication that led to NTSV cesarean delivery for this patient. Dystocia includes failure to progress. Failed Induction includes cervical ripening.

dystocia_criteria - required if indication is dystocia, string, enumerated

Key	Value
cervix	Cervix 6 cm or greater at time of delivery
membranes	Membranes Ruptured
no_cervical_changes	No cervical changes x 4 hours with adequate uterine activity (or 6 hours with oxytocin)

If Labor Dystocia or Failure to Progress, please indicate which criteria were present. If multiple criteria are present, they can be separated with a pipe (|) character.

Example: membranes_ruptured|no_cervical_changes

failed_induction_criteria - required if indication is Failed Induction, string, enumerated

Key	Value
cervical_dilation	Less than 6 cm dilation (if greater than or equal to 6cm dilation include under labor dystocia or failure to progress)
bishop_score	Bishop score greater than or equal to 6 before elective induction
oxytocin	Oxytocin use for a minimum of 12 hours after membrane rupture

If failed induction, please indicate which criteria were present. If multiple criteria are present, they can be separated with a pipe (|) character.

Example: cervical_dilation|oxytocin

fetal_concern_criteria - required if indication is Fetal Concern, string, enumerated

Key	Value
cat_ii	Category II tracing with clinically significant variable decelerations and/or minimally absent fetal heart rate variability without significant decelerations
cat_iii	Category III tracing
maternal_position	Maternal position change
maternal_fluid_bolus	Maternal fluid bolus
oxygen	Administration of oxygen
reduced_stimulant	Reduced or stopped oxytocin or uterine stimulant
amnioinfusion	Amnioinfusion with significant variable decelerations after other measures failed
stimulation	Stimulation (scalp, vibroacoustic or abdominal wall) with minimal or absent fetal heart rate variability

If fetal concern, please indicate which criteria were present. If multiple criteria are present, they can be separated with a pipe (|) character.

Example: membranes_ruptured|no_cervical_changes

no_labor_criteria - required if indication is No Labor, string, enumerated

Key	Value
macrosomia	Suspected macrosomia
myomectomy_scar	Previous myomectomy/uterine scar
bleeding	Third trimester bleeding
hsv_infection	Active HSV infection
maternal_request	Maternal request

other	Other
-------	-------

If No labor, please indicate the reason for cesarean delivery.

no_labor_other_criteria - required if no_labor_criteria is Other, string, 256 characters max.

If 'Other' is selected as the No Labor criteria, please describe the reason.

no_labor_documentation - required if indication is No Labor, boolean integer, 0 for False or 1 for True

If No Labor, was documentation appropriate for the indicated reason for cesarean delivery?

education_received - required, string, boolean integer, 0 for False or 1 for True
Did the patient receive information regarding normal healthy labor and birth?

ethnicity - required, string, enumerated

Allowed values: white, asian, black, hispanic, hawaiian_pacific, native, multiracial, refused

The patient's ethnicity.

payor - required, string, enumerated

Allowed values: medicaid, bcbs_state, uninsured, other

The payor for this patient.

RPC Education Process Measures

This submission is specific to the RPC initiative. The data in this submission is used to track the process of initiative-related education among medical staff.

Columns

facility_id - required, string

The facility ID as entered in DELPHI

Example value: 12345

quarter - required, string

An indicator of the quarter that is being reported. Must follow the format 'Q<quarter><year>'

Example value: Q3 2019

physicians_pct - required, integer, range 0-100

The cumulative percent of OB physicians and midwives who have completed an education program (within the last 2 years) on the ACOG/SMFM labor management guidelines that includes teaching on the Safe Reduction of Primary C/S: Support for Intended Vaginal Birth bundle and the unit standard protocol. This value will be rounded up to the nearest 10% for reporting purposes.

Example value: 30

nurses_pct - required, integer, range 0-100

The cumulative percent of OB nurses who have completed an education program (within the last 2 years) on the ACOG/SMFM labor management guidelines that includes teaching on the Safe Reduction of Primary C/S: Support for Intended Vaginal Birth bundle and standard unit processes. This value will be rounded up to the nearest 10% for reporting purposes.

Example value: 30

RPC Monthly Totals

This submission is specific to the RPC initiative. The data in this submission is used to track the monthly totals

Columns

facility_id - required, string

The facility ID as entered in DELPHI

Example value: 12345

month - required, integer, range 1-12

An integer representing the month the data is being collected for with January equalling 1 and December equalling 12.

year - required, integer

An integer representing the year the data is being collected for. The year must be either the current year or one of the two previous years.

total_deliveries - required, integer

An integer representing the total number of deliveries at this facility.

total_cesarean - required, integer

An integer representing the total number of cesarean deliveries at this facility.

total_anesthesia - required, integer

An integer representing the total number of women who received epidurals or spinal anesthesia during labor.

cLOUDi Mom - Monthly Totals

This submission is specific to the cLOUDi initiative. The data in this submission is used to track the monthly totals

Columns

facility_id - required, string

The facility ID as entered in DELPHI

Example value: 12345

month - required, integer, range 1-12

An integer representing the month the data is being collected for with January equalling 1 and December equalling 12.

year - required, integer

An integer representing the year the data is being collected for. The year must be either the current year or one of the two previous years.

total_admissions - required, integer

An integer representing the total number of deliveries at this facility.

cLOUDi Mom - Quarterly Totals

This submission is specific to the cLOUDi initiative. The data in this submission is used to track the quarterly numbers.

Columns

facility_id - required, string

The facility ID as entered in DELPHI

Example value: 12345

quarter - required, string

An indicator of the quarter that is being reported. Must follow the format 'Q<quarter><year>'

Example value: Q3 2019

num_sites - required, integer, range 0-100

The number of perinatal care sites associated with your hospital.

Example value: 1

num_sites_oud - required, integer, range 0-100

The number of perinatal care sites associated with your hospital which perform screening for OUD with all pregnant patients.

Example value: 1

is_screening_protocol - required, boolean integer, 0 for False or 1 for True

Has your hospital implemented a universal screening protocol for OUD?

Example value: 1

is_limiting_opioid_prescriptions - required, boolean integer, 0 for False or 1 for True

Has your hospital implemented post-delivery and discharge pain management prescribing practices for routine vaginal and cesarean births focused on limiting opioid prescriptions.

Example value: 1

has_implemented_oud_prescr_guidelines - required, boolean integer, 0 for False or 1 for True

Has your hospital implemented specific pain management and opioid prescribing guidelines for OUD patients?

Example value: 1

cLOUDi Mom - Patient Data Collection

This submission is specific to the cLOUDi initiative. The data in this submission should be taken during patient admission. Note that the charts for each patient in this list must already be imported into Delphi before the RPC-specific information is submitted.

Columns

facility_id - required, string

The facility ID as entered in DELPHI

Example value: 12345

chart_id - required, string, max 200 characters

An identifier for the patient. This identifier **must not** be a patient's medical record number. A chart_id **must** for a patient must be unique for each patient submitted by a facility. The format of a chart_id is up to the facility to determine, as long as the identifiers are unique and internally consistent. Example below is one proposed ID format, but each facility can determine the identifier strategy best for them and their systems.

Example: 2019-01-27-1

period - required, string

The Month & Year this data should be included in. Format: 2020-01 for January 2020

Example value: 2020-01

ethnicity - required, string, enumerated

Allowed values: white, asian, black, hispanic, hawaiian_pacific, native, multiracial, refused

The patient's ethnicity.

payor - required, string, enumerated

Allowed values: medicaid, bcbs_state, uninsured, other

The payor for this patient.

was_patient_screened_prenatal - required, string, enumerated

Key	Value
yes	Yes
no	No

unknown	Unknown
n/a	Patient already in a treatment program

Was patient verbally screened at a prenatal visit for OUD using a validated verbal screening tool?

was_patient_screened_entry - required, string, enumerated

Key	Value
yes	Yes
no	No
unknown	Unknown
n/a	Patient already in a treatment program

Was patient verbally screened for OUD on entry to the hospital using a validated verbal screening tool?

was_patient_screened_prenatal - required, string, enumerated

Key	Value
yes	Yes
no	No
unknown	Unknown
n/a	Patient already in a treatment program

Was patient verbally screened at a prenatal visit for OUD using a validated verbal screening tool?

has_screened_positive - required, string, enumerated

Key	Value
yes	Yes
no	No
unknown	Unknown
n/a	Patient already in a treatment program

Did patient screen positive?

was_referred_sud - required if has_screened_positive is 'yes' or 'n/a', string, enumerated

Key	Value
yes	Yes
no	No
n/a	Patient already in a treatment program

Was patient referred for SUD assessment?

was_referred_social_work - required if has_screened_positive is 'yes' or 'n/a', boolean integer, 0 for False or 1 for True

Was patient referred to Social Work?

Example value: 1

education_received - required if has_screened_positive is 'yes' or 'n/a', boolean integer, 0 for False or 1 for True

Did patient receive education regarding the risk for Neonatal Abstinence Syndrome and the treatment of Neonatal Abstinence Syndrome prior to delivery?

Example value: 1

cLOUDi Infant - Monthly Totals

This submission is specific to the cLOUDi Infant initiative. The data in this submission is used to track the monthly totals

Columns

facility_id - required, string

The facility ID as entered in DELPHI

Example value: 12345

month - required, integer, range 1-12

An integer representing the month the data is being collected for with January equalling 1 and December equalling 12.

year - required, integer

An integer representing the year the data is being collected for. The year must be either the current year or one of the two previous years.

total_admissions - required, integer

An integer representing the total number of deliveries at this facility.

cLOUDi Infant - Patient Data Collection

This submission is specific to the cLOUDi Infant initiative. The data in this submission should be taken during patient admission. Note that the charts for each patient in this list must already be imported into Delphi before the RPC-specific information is submitted.

Columns

facility_id - required, string

The facility ID as entered in DELPHI

Example value: 12345

chart_id - required, string, max 200 characters

An identifier for the patient. This identifier **must not** be a patient's medical record number. A **chart_id** **must** for a patient must be unique for each patient submitted by a facility. The format of a **chart_id** is up to the facility to determine, as long as the identifiers are unique and internally consistent. Example below is one proposed ID format, but each facility can determine the identifier strategy best for them and their systems.

Example: 2019-01-27-1

period - required, string

The Month & Year this data should be included in. Format: 2020-01 for January 2020

Example value: 2020-01

section - required, string, enumerated

Key	Value
nbn	Newborn Nursery
nicu	NICU

Which section is the infant being cared for in?

substances_exposed - required, string, enumerated

Key	Value
methadone	Methadone
buprenorphine	Buprenorphine (Suboxone, Subutex)
morphine	Morphine
heroin	Heroin
other_opiates	Other opiates (codeine, fentanyl, opium, oxycodone, meperidine, hydromorphone, hydrocodone, Propoxyphene)
marijuana	Marijuana
cocaine	Cocaine
ssris	SSRIs
fas	Fetal Alcohol Syndrome / Alcohol Related Birth Defects
tobacco	Tobacco
other	Other
n/a	No Exposure

Was the infant exposed to any substances?

was_breastfed - required, boolean integer, 0 for False or 1 for True

Was the infant ever breastfed?

Example: 1

was_discharged_transferred - required, string, enumerated

Key	Value
discharged	Discharged Home
transferred	Transferred

Was infant discharged home or transferred?

was_mothers_milk_discharge - required if was_discharged_transferred is 'discharged', boolean integer, 0 for False or 1 for True

Was infant breastfeeding / receiving mother's milk at discharge?

Example: 1

was_followup_scheduled - required if was_discharged_transferred is 'discharged', boolean integer, 0 for False or 1 for True

Was follow-up appoint scheduled prior to discharge?

Example: 1

was_safe_care_plan_offered - required if was_discharged_transferred is 'discharged', boolean integer, 0 for False or 1 for True

Was plan of safe care offered at discharge?

Example: 1

was_safe_care_plan_accepted - required if was_discharged_transferred is 'discharged', boolean integer, 0 for False or 1 for True

Was plan of safe care accepted at discharge?

Example: 1

was_discharge_biological_mother - required if was_discharged_transferred is 'discharged', boolean integer, 0 for False or 1 for True

Was infant discharged home to biological mother?

Example: 1

was_nas_risk - required, boolean integer, 0 for False or 1 for True

Was infant at risk for NAS?

Example: 1

was_nas_diagnosed - required if `was_nas_risk` is `TRUE`, boolean integer, 0 for False or 1 for True

Was infant discharged home to biological mother?

Example: 1

infant_care_method - required if `was_nas_risk` is `TRUE`, string, enumerated

Key	Value
esc	Eat, Sleep, and Console (ESC)
finnegan	Modified Finnegan Scoring System

How was infant cared for?

was_treatment_required - required if `was_nas_risk` is `TRUE`, boolean integer, 0 for False or 1 for True

Did infant require pharmacological treatment?

Example: 1

was_other_medication_used - required if `was_treatment_required` is `TRUE`, boolean integer, 0 for False or 1 for True

Was a medication used other than the primary designated medication?

Example: 1

was_scheduled_dosing_used - required if `infant_care_method` is `'esc'`, boolean integer, 0 for False or 1 for True

Did infant require scheduled medication dosing?

Example: 1

was_rescue_dose_used - required if `infant_care_method` is `'finnegan'`, boolean integer, 0 for False or 1 for True

Did infant receive rescue dose of medication?

Example: 1

was_discharged_home_supporting_meds - required if `was_treatment_required` is `TRUE`, boolean integer, 0 for False or 1 for True

Was infant discharged home on withdrawal supporting medication?

Example: 1

length_of_stay - required, integer

What was length of stay of infant in days?

Example: 3

ethnicity - required, string, enumerated

Allowed values: white, asian, black, hispanic, hawaiian_pacific, native, multiracial, refused

The patient's ethnicity.

payor - required, string, enumerated

Allowed values: medicaid, bcbs_state, uninsured, other

The payor for this patient.

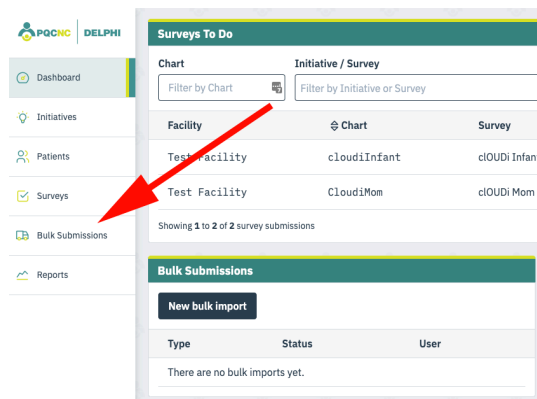
DELPHI Bulk Data Submission – Using the Importer

Using the Bulk Data Importer Summary

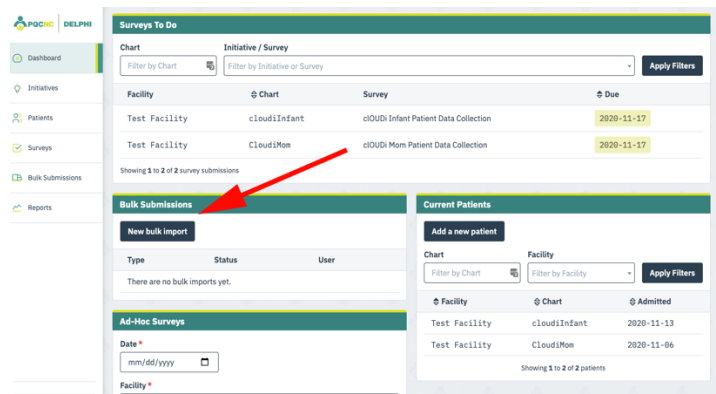
This section describes the submission process.

- Files need to be prepared as per the previous section.
- Patient files need to be submitted first before files containing patient data.
- File submission involves 3 steps
 1. You import the file
 2. It is pre-screened for obvious errors – if there are none it is ‘New’ and queued for import or ‘error’ status with an accompanying detail message
 3. Within minutes bulk submissions are then imported internally at which time your submission will change to ‘imported’ status (data added to Delphi, available for reports, etc.)

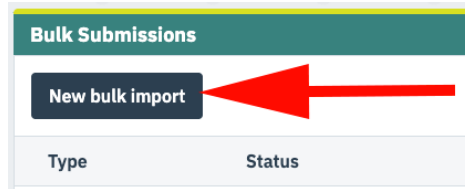
1) Go to delphi.pqnc.org and sign in as you normally would. You will see a menu item on the left– ‘Bulk Submissions’



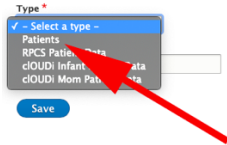
2) Click on Bulk Submissions brings you to the Bulk Submissions page where you can choose to enter either Patients or Data. (Note: this can also be accessed directly from the Dashboard page)



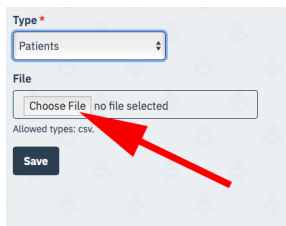
3) Click on “New bulk import”



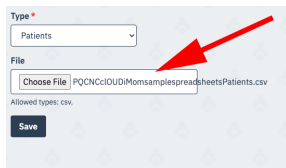
3) As patients need to be imported first you will choose “Patients” as the “Type”



4) From this screen select choose file and choose the appropriate file from your computer



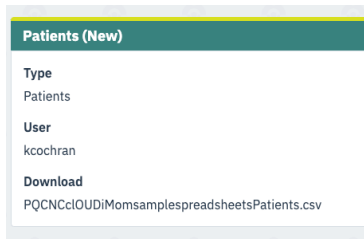
5) You will see it attached and ready for upload



6) Click the “Save” button to upload the file

7) The file will then be uploaded

8) When you are successful you will see that your import has been created



9) And on returning to the Bulk Submission page you will see that your patients have been imported

Bulk Submissions		
New bulk import		
Type	Status	Detail
cLOUDi Mom Patient Data	New	
Patients	Imported	

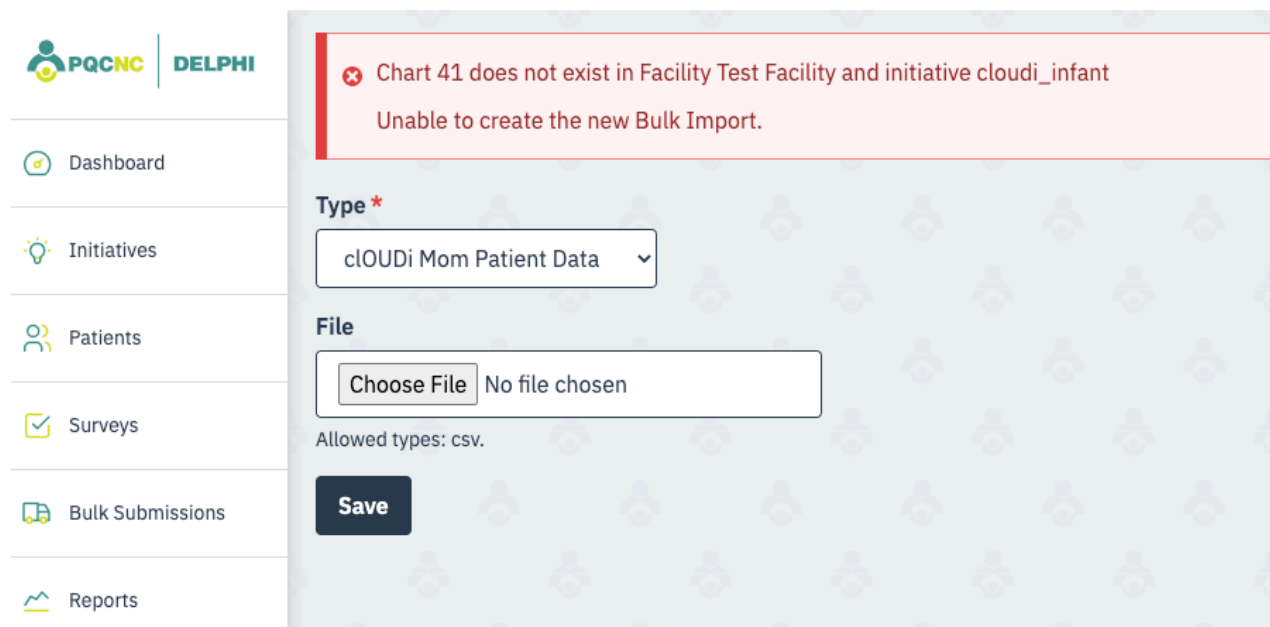
10) You are now ready to upload patient data or other data – select the Bulk import button from the Bulk Submissions page. Repeat the process as before – return to Step 3 choose the file from your computer, etc.

ERRORS

Bulk Data Submission expects to see all of the data columns in the file, in the correct order, with correctly formatted data.

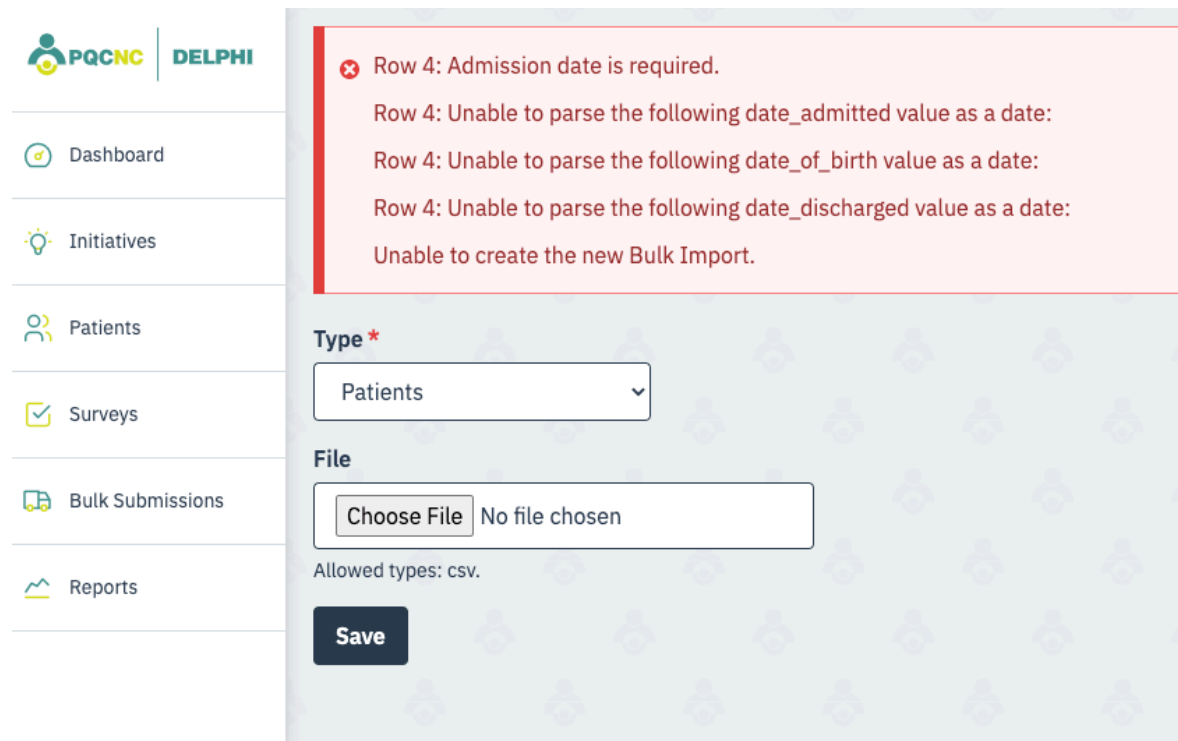
11) Should that not be the case the importer will stop where the error occurs, the data will not be validated and you will see an error message. Here are samples:

This error indicates trying to upload patient data before having uploaded the patient



The screenshot shows the PQCNC DELPHI interface. On the left is a navigation menu with options: Dashboard, Initiatives, Patients, Surveys, Bulk Submissions, and Reports. The main content area is the Bulk Submission form. At the top, a red error banner reads: "Chart 41 does not exist in Facility Test Facility and initiative cloudi_infant. Unable to create the new Bulk Import." Below this, the form has a "Type" dropdown menu set to "cLOUDi Mom Patient Data". Under the "File" section, there is a "Choose File" button and the text "No file chosen". Below the file selection, it says "Allowed types: csv." and a "Save" button is visible at the bottom.

These errors are self-explanatory



The screenshot shows the PQCNC DELPHI interface. On the left is a navigation menu with options: Dashboard, Initiatives, Patients, Surveys, Bulk Submissions, and Reports. The main content area displays a red error message box with the following text:

- ✖ Row 4: Admission date is required.
- Row 4: Unable to parse the following date_admitted value as a date:
- Row 4: Unable to parse the following date_of_birth value as a date:
- Row 4: Unable to parse the following date_discharged value as a date:
- Unable to create the new Bulk Import.

Below the error messages is a form for bulk submissions. It includes a dropdown menu for "Type" set to "Patients", a file selection area with a "Choose File" button and "No file chosen" text, and a "Save" button. The allowed file types are listed as "csv".

12) Should this occur, correct the error(s) in your file and resubmit the corrected file following the same procedure as before.