

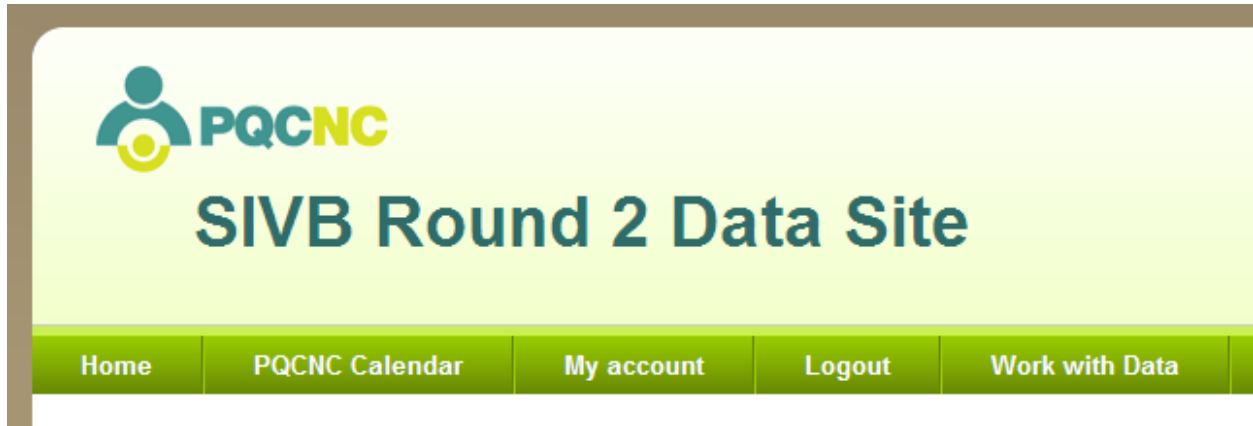
SIVB Phase III Generating Reports

The data enterers at your facility can quite easily generate real time reports for your facility any time you want or need them.

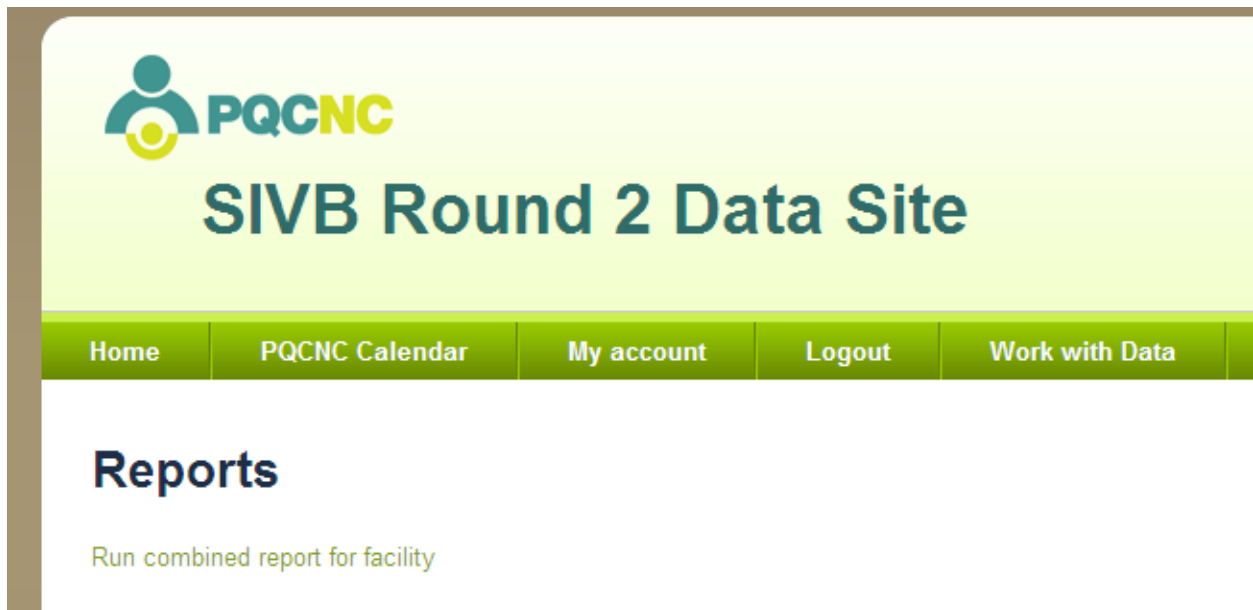


The screenshot shows a web page for the SIVB Round 2 Data site. At the top left is the PQCNC logo. To its right, the text "SIVB Round 2 Data" is displayed in a large, bold, dark blue font. Below this is a green navigation bar with three buttons: "Home", "PQCNC Calendar", and "Login". Underneath the navigation bar, the heading "Welcome to the SIVB Data Site!" is followed by a paragraph of text: "Phase II of the 2010-2012 maternal health initiative seeks to improve labor and delivery intending to give birth vaginally but who may end up based, best practice care. PQCNC's goal is to increase the rate of v participating hospital will set its own site-specific goal." A horizontal line separates this text from a final line of text: "To view or work with SIVB data, please log in above."

- 1) **Log in to the SIVB II data site**



- 2) Mouse over the 'Work with Data' tab and select 'Reports' from the drop-down box that appears



- 3) You will be taken to the 'Reports' page. Click on the link that appears "Run combined report for facility"

Please provide values for these variables:


Variable	Value
Please enter a start date	03/01/2012 
Please enter an end date	05/31/2012 

Reset

Continue

4) Anew browser window will open and you will then select the date range for your reports

PQCNC Reports

 Expand/Collapse all

SIVB2 - Package

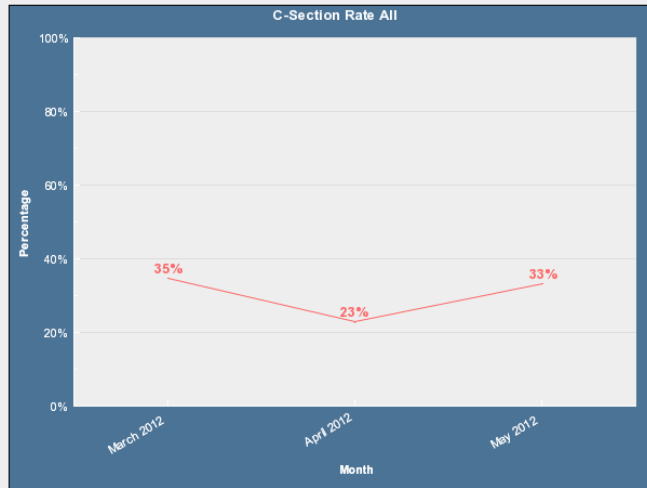
- ▶ Query: admin.SIVB2 - C-Section Rate All
- ▶ Query: admin.SIVB2 - C-Section Rate In Labor
- ▶ Query: admin.SIVB2 - C-Section Rate Not In Labor
- ▶ Query: admin.SIVB2 - Admitted in Labor
- ▶ Query: admin.SIVB2 - Primary Indication for C-section
- ▼ General Information

5) Your reports will run and then appear

PQCNC Reports

Expand/Collapse all

▼ Query: admin.SIVB2 - C-Section Rate All



C-Section Rate All
03/01/2012 - 05/31/2012

Month/Year	C-Section	Total	Percent
March 2012	9	26	35%
April 2012	3	13	23%
May 2012	6	18	33%
Total	18	57	

- ▶ Query: admin.SIVB2 - C-Section Rate In Labor
- ▶ Query: admin.SIVB2 - C-Section Rate Not In Labor
- ▶ Query: admin.SIVB2 - Admitted in Labor
- ▶ Query: admin.SIVB2 - Primary Indication for C-section

6) Click on a report or 'query' link to open the report

7) You may review the report in the browser window or print to share.

8) It's that easy – enjoy!