

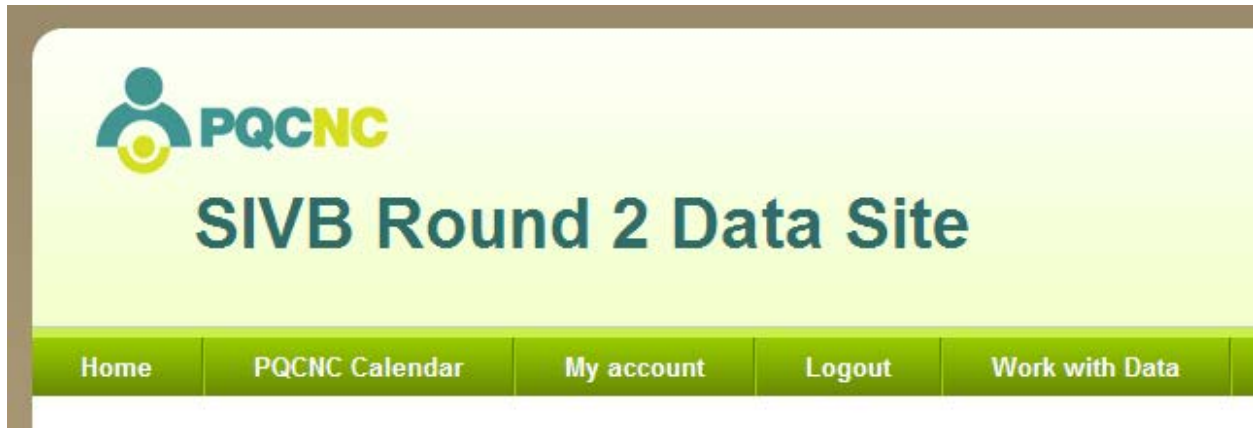
## SIVB Phase II Generating Reports

The data enterers at your facility can quite easily generate real time reports for your facility any time you want or need them.

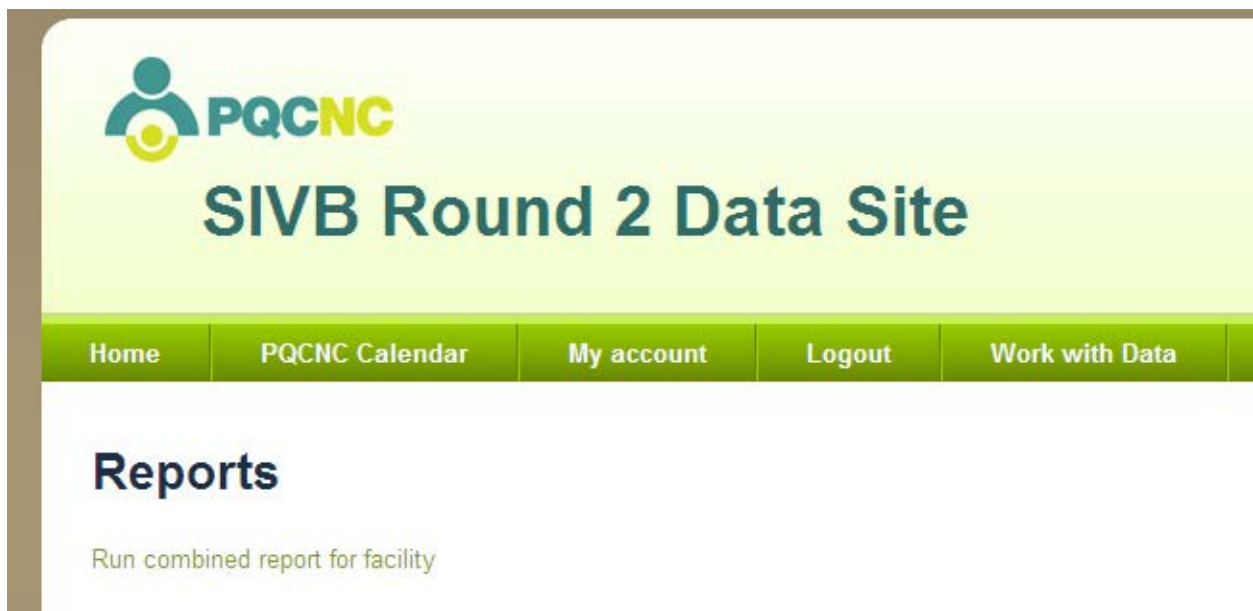


The screenshot shows the SIVB Round 2 Data Site interface. At the top left is the PQCNC logo. The main heading is "SIVB Round 2 Data Site". Below this is a navigation bar with three buttons: "Home", "PQCNC Calendar", and "Login". The main content area features a large heading "Welcome to the SIVB Data Site!" followed by a paragraph: "Phase II of the 2010-2012 maternal health initiative seeks to improve labor and delivery intending to give birth vaginally but who may end up based, best practice care. PQCNC's goal is to increase the rate of v participating hospital will set its own site-specific goal." A horizontal line separates this text from a final instruction: "To view or work with SIVB data, please log in above."

- 1) **Log in to the SIVB II data site**





- 2) Mouse over the 'Work with Data' tab and select 'Reports' from the drop-down box that appears



- 3) You will be taken to the 'Reports' page. Click on the link that appears "Run combined report for facility"

Please provide values for these variables:


Variable	Value
Please enter a start date	03/01/2012 
Please enter an end date	05/31/2012 

**Reset**

**Continue**

4) Anew browser window will open and you will then select the date range for your reports

#### PQCNC Reports

 Expand/Collapse all

#### SIVB2 - Package

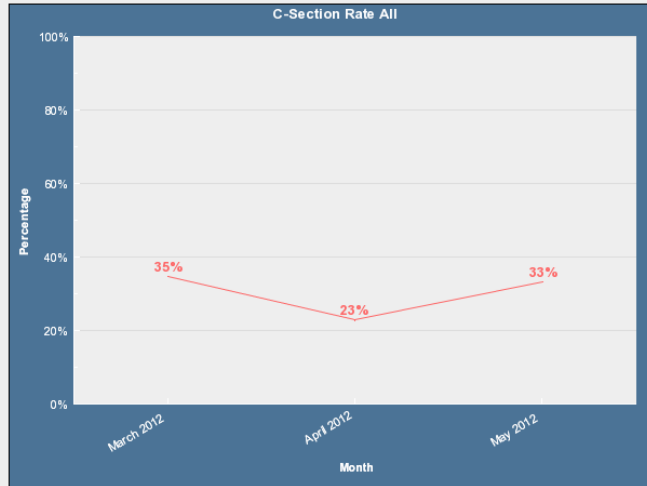
- ▶ Query: admin.SIVB2 - C-Section Rate All
- ▶ Query: admin.SIVB2 - C-Section Rate In Labor
- ▶ Query: admin.SIVB2 - C-Section Rate Not In Labor
- ▶ Query: admin.SIVB2 - Admitted in Labor
- ▶ Query: admin.SIVB2 - Primary Indication for C-section
- ▼ General Information

5) Your reports will run and then appear

PQCNC Reports

Expand/Collapse all

▼ Query: admin.SIVB2 - C-Section Rate All



C-Section Rate All 03/01/2012 - 05/31/2012			
Month/Year	C-Section	Total	Percent
March 2012	9	26	35%
April 2012	3	13	23%
May 2012	6	18	33%
<b>Total</b>	<b>18</b>	<b>57</b>	

- ▶ Query: admin.SIVB2 - C-Section Rate In Labor
- ▶ Query: admin.SIVB2 - C-Section Rate Not In Labor
- ▶ Query: admin.SIVB2 - Admitted in Labor
- ▶ Query: admin.SIVB2 - Primary Indication for C-section

6) Click on a report or 'query' link to open the report

7) You may review the report in the browser window or print to share.

8) It's that easy – enjoy!