

▼ Query: admin.SIVB - Joint Commission - Aggregate, Range

Aggregate "Joint Commission" Rate	
01/01/2010 - 12/31/2010	
	Joint Commission Rate
	26.84%

▼ Query: admin.SIVB - Vaginal Birth Rate - Aggregate, Range

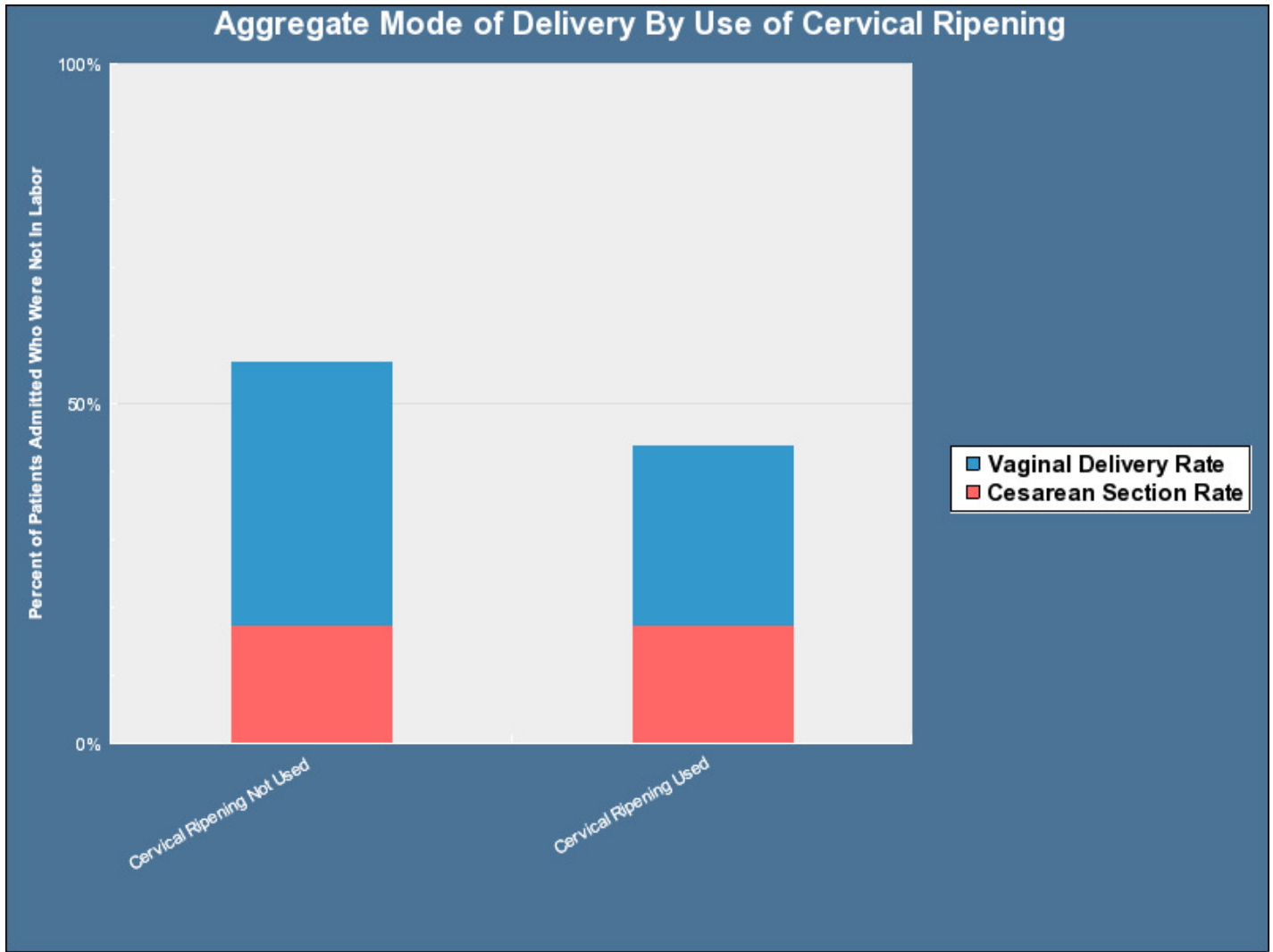
Aggregate Vaginal Birth Rate		
01/01/2010 - 12/31/2010		
Overall	Low-risk	High-risk
75.23%	80.23%	61.69%

▼ Query: admin.SIVB - VBR by dilation and labor status - Aggregate, Range

**Aggregate Vaginal Birth Rate by Cervical Dilation and Labor Status at Admission
01/01/2010 - 12/31/2010**

Type of Labor	Number of patients with no cervical exam at admission provided	Percent who delivered vaginally	Number of patients admitted with a cervical dilation of 0-3cm	Percent who delivered vaginally	Number of patients admitted with a cervical dilation of 4+cm	Percent who delivered vaginally	Total number of patients	Total who delivered vaginally
Induction of labor	7	42.86%	927	64.83%	47	70.21%	981	64.93%
Spontaneous labor	1	100.00%	469	82.73%	487	88.71%	957	85.79%

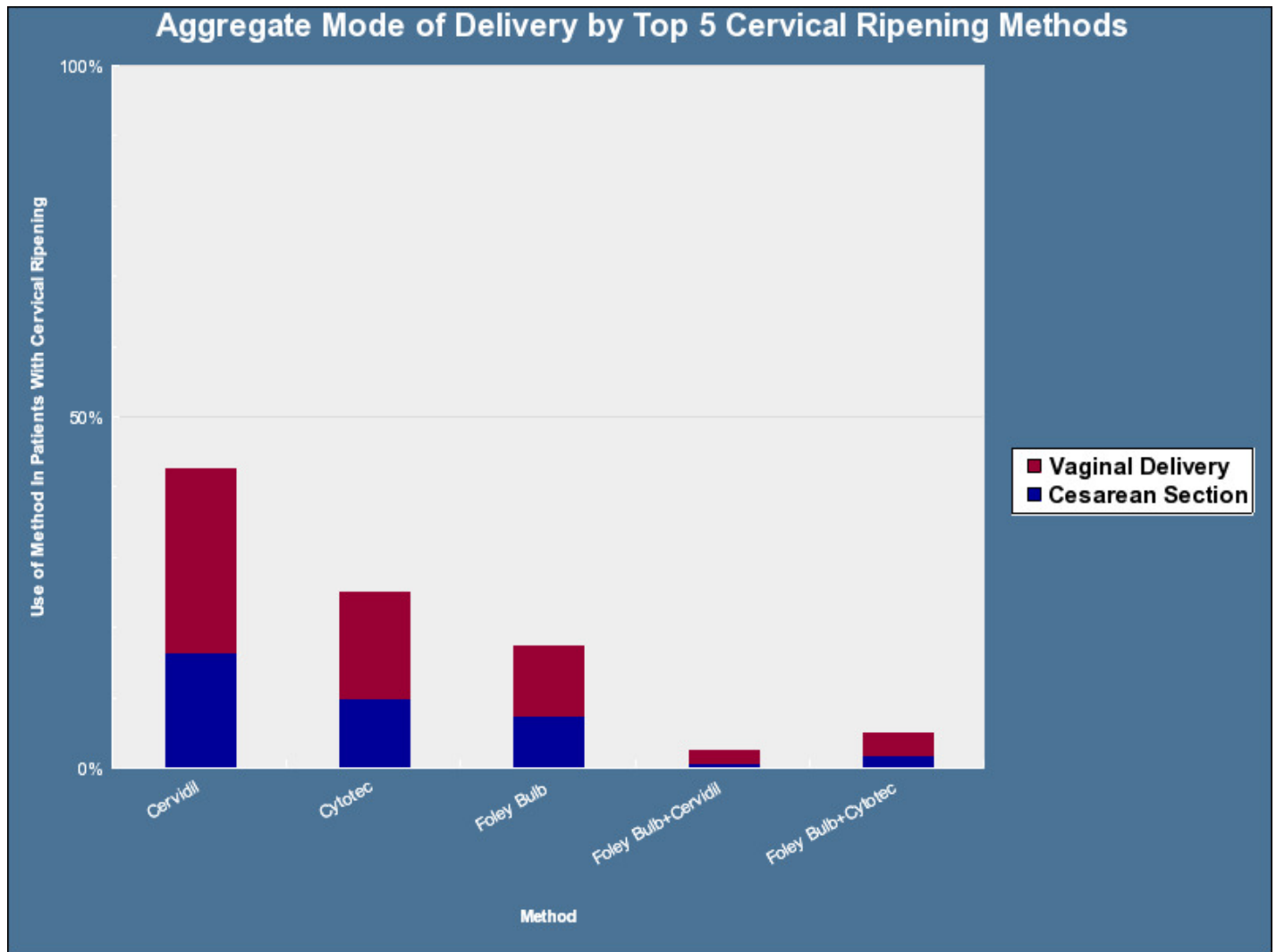
▼ Query: admin.SIVB - Induction with Cervical Ripening - Aggregate, Range



**Aggregate Mode of Delivery By Use of Cervical Ripening
Among Patients Admitted for Induction of Labor
01/01/2010 - 12/31/2010**

Cervical Ripening	Total	Cesarean Section Count	Cesarean Section Rate	Vaginal Delivery Count	Vaginal Delivery Rate
Cervical Ripening Not Used	551	171	31.03%	380	68.97%
Cervical Ripening Used	430	173	40.23%	257	59.77%

▼ Query: admin.SIVB - Delivery Mode by Cervical Ripening - Aggregate, Range



Aggregate Mode of Delivery by Top 5 Cervical Ripening Methods 01/01/2010 - 12/31/2010

Method	Cesarean Section	Vaginal Delivery	Frequency of Usage	Vaginal Birth Rate for this Method
Cervidil	16.52%	26.02%	42.53%	61.17%
Cytotec	9.95%	15.16%	25.11%	60.36%
Foley Bulb	7.47%	9.95%	17.42%	57.14%
Foley Bulb+Cervidil	0.68%	1.81%	2.49%	72.73%
Foley Bulb+Cytotec	1.81%	3.17%	4.98%	63.64%

▼ Query: admin.SIVB - Primary Indication for C-Section - Aggregate, Range

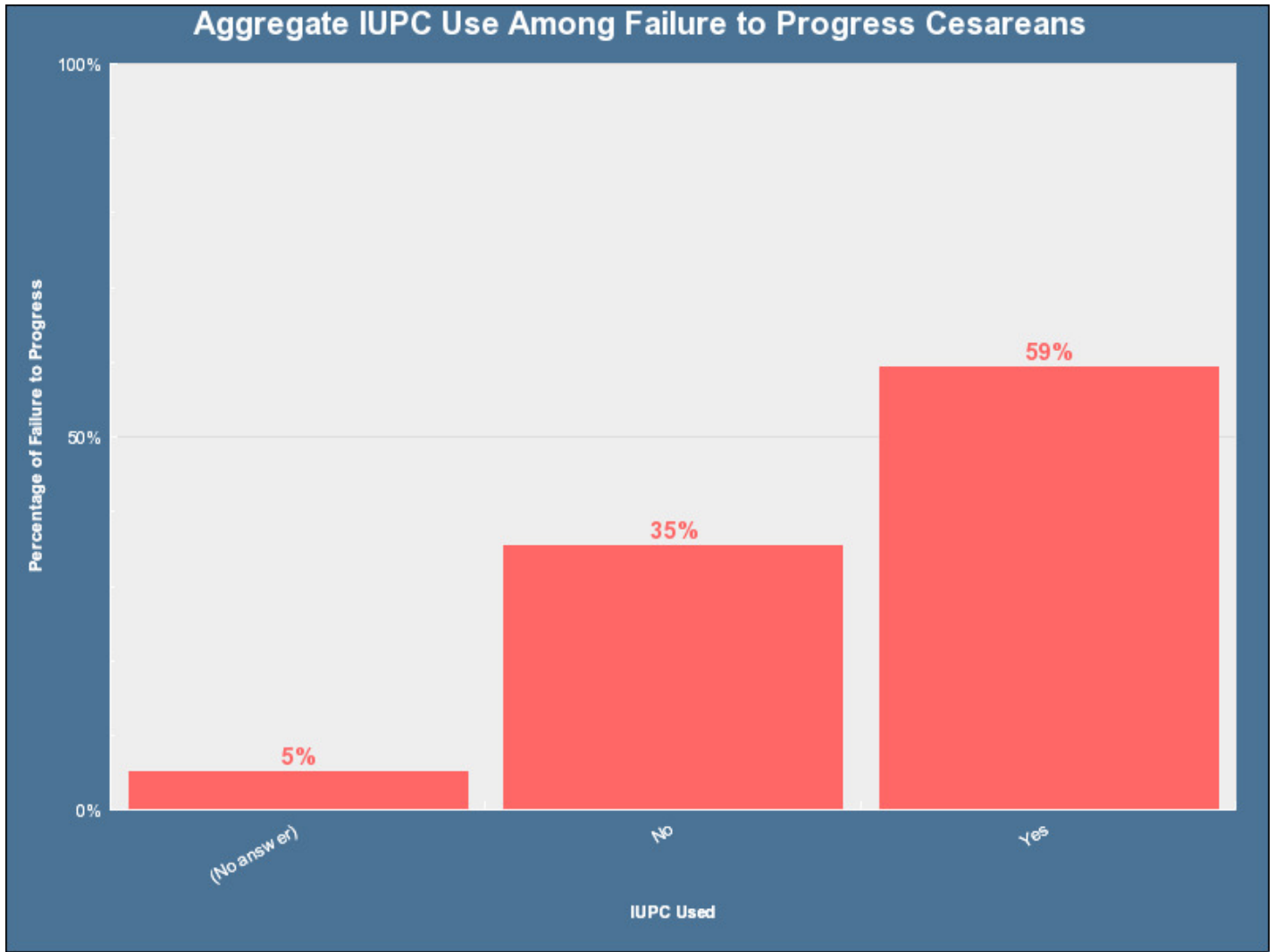
Aggregate Primary Indication for C-Section



Aggregate Primary Indication for C-Section 01/01/2010 - 12/31/2010

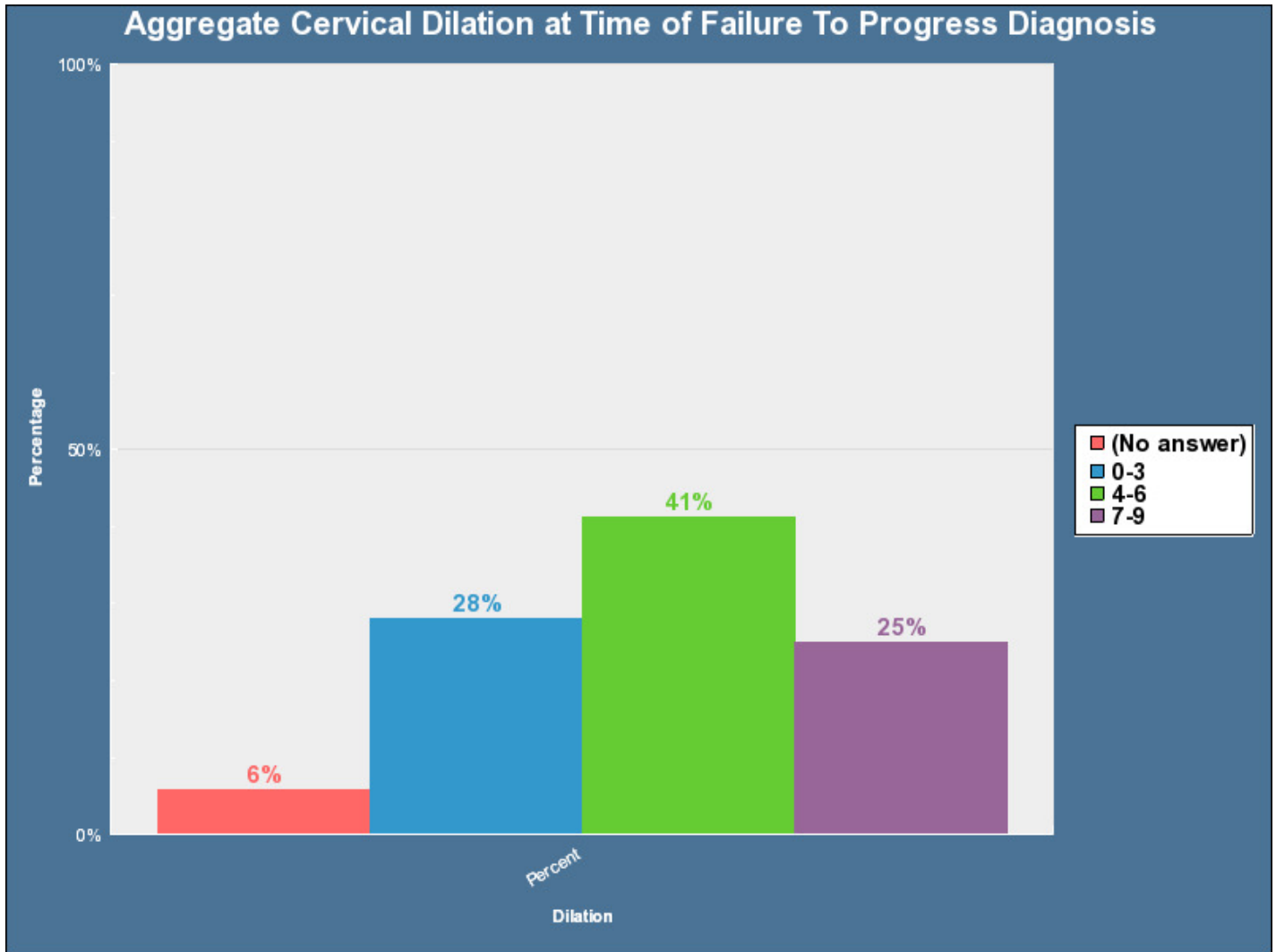
Indication	Percentage
Chorioamnionitis	0.42%
Malpresentation	1.04%
(No indication)	1.67%
Failed operative vaginal delivery	1.67%
Presumed cephalopelvic disproportion	4.38%
Other	5.00%
Failure to descend (2nd stage C/S)	14.38%
Nonreassuring fetal status	31.46%
Failure to progress (1st stage C/S)	40.00%

▼ Query: admin.SIVB - IUPC Use in Failure to Progress - Aggregate, Range



Aggregate IUPC Use Among Failure to Progress Cesareans 01/01/2010 - 12/31/2010		
IUPC Used	IUPC Count	IUPC Rate
(No answer)	10	5.21%
No	68	35.42%
Yes	114	59.38%

▼ Query: admin.SIVB - Cervical Dilation Failure to Progress - Aggregate, Range



Aggregate Cervical Dilation at Time of Failure To Progress Diagnosis 01/01/2010 - 12/31/2010

Dilation	Count	Percent
(No answer)	11	5.73%
0-3	54	28.13%
4-6	79	41.15%
7-9	48	25.00%

▼ **General Information**

Run date / time: 2011-Jan-27 10:11:30
Requested from IP: 152.19.83.234
Total execution time: 10.28 seconds